Material specification (SP 17 - SP 60)

Pos.	Component	Material	Standard	N-version	R-version
			EN		
1	Valve casing	Stainless steel	1.4301	1.4401	1.4517
2	Valve cup	Stainless steel	1.4301	1.4401	1.4539
	Valve seat	NBR-FKM	NBR-FKM	NBR-FKM	NBR-FKM
7	Neck ring	NBR-FKM	NBR-FKM	NBR-FKM	NBR-FKM
8	Bearing	NBR-FKM-LSR	NBR-FKM-LSR	NBR-FKM-LSR	NBR-FKM-LSR
8a	Washer for stop ring	Carbon/graphite HY22 in PTFE mass			
9	Chamber	Stainless steel	1.4301	1.4401	1.4539
13	Impeller	Stainless steel	1.4301	1.4401	1.4539
14	Suction interconnector	Cast stainless steel	1.4308	1.4408	1.4517
	Strainer	Stainless steel	1.4301	1.4401	1.4539
16	Shaft complete	Stainless steel	1.4057	1.4460	1.4462
17	Strap	Stainless steel	1.4301	1.4401	1.4539
18	Cable guard	Stainless steel	1.4301	1.4401	1.4539

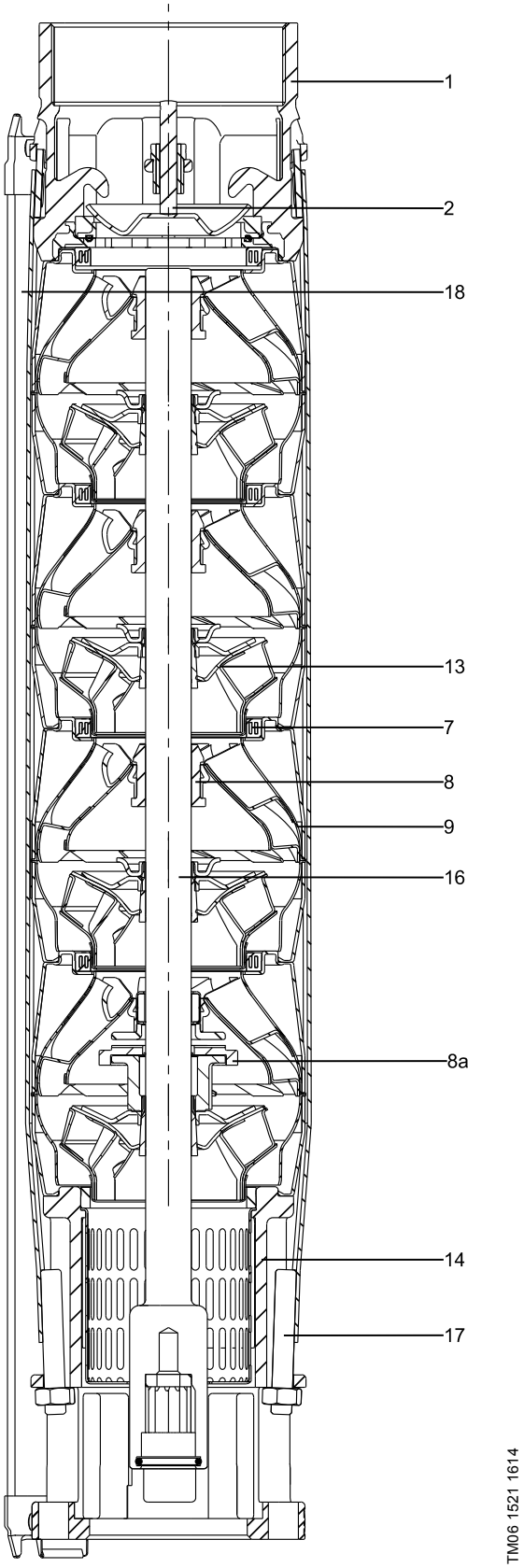

Fig. 10 Example SP 46

SP 60

Performance curves

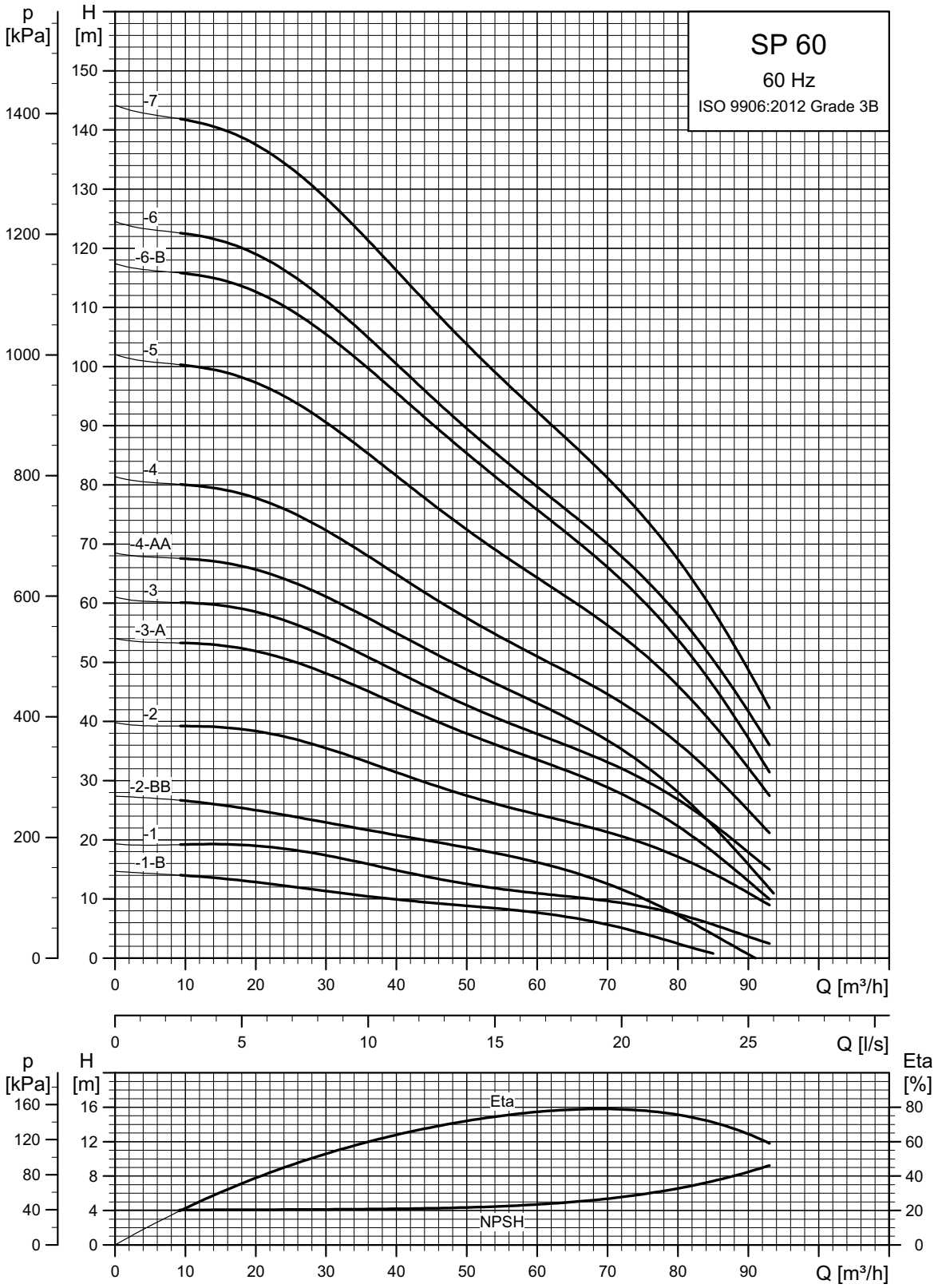

See also *Curve conditions*, page 19.

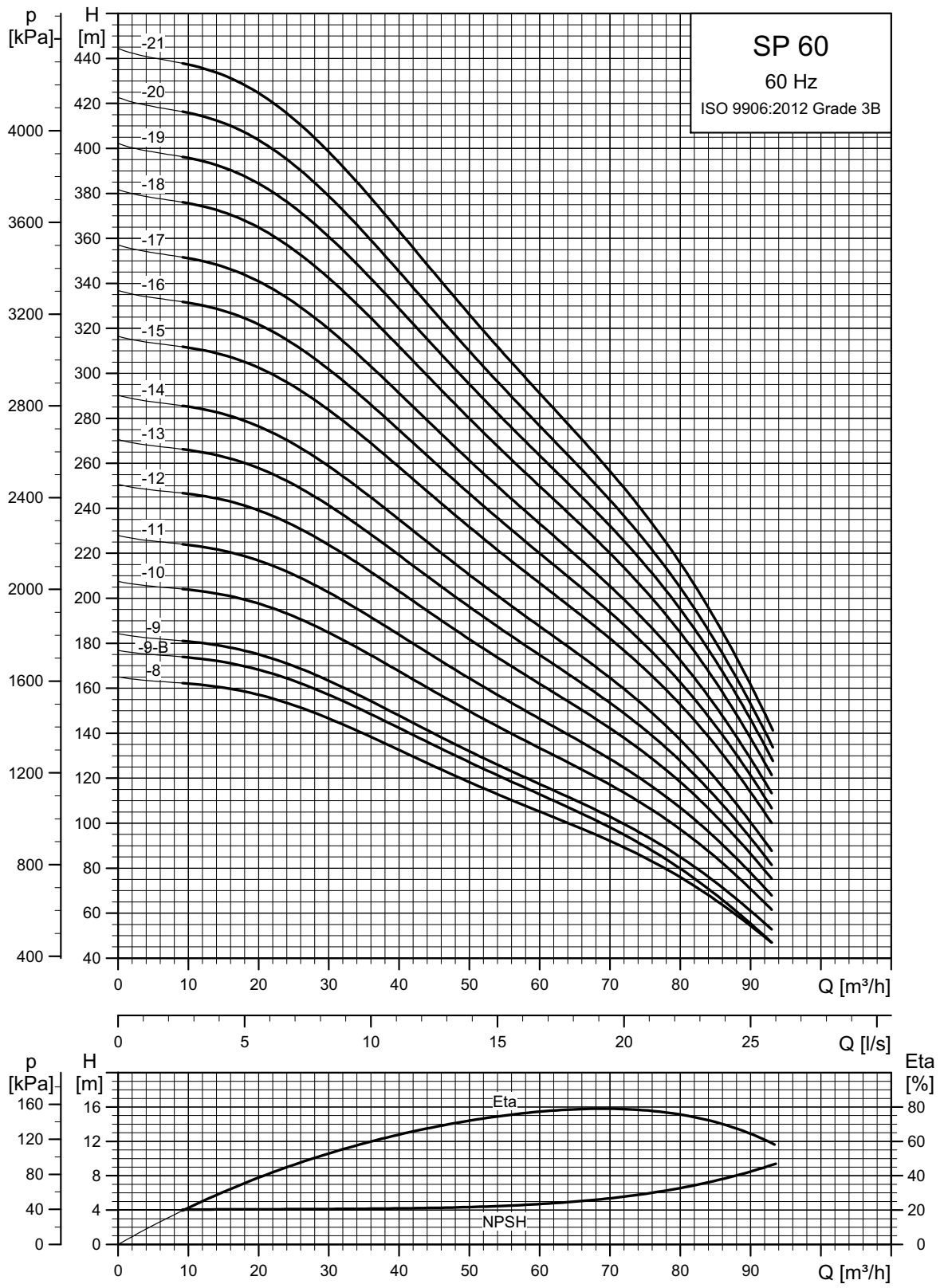

See also *Curve conditions*, page 19.

Dimensions and weights

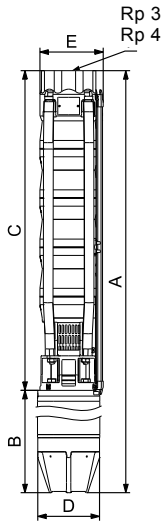

TM00 0961 1196

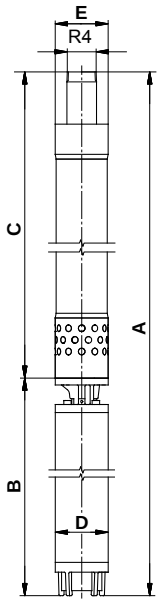

Pump in sleeve

TM01 4197 4118

Pump type	Motor		Dimensions [mm]						Net weight [kg]
	Type	Power [kW]	Rp 3/Rp 4 connection				B	D	
			A	C	E[1)]	E[2)]			
SP 60-1-B	MS 4000	2.2	835	378	146		457	95	23
SP 60-1	MS 4000	4.0	955	378	146		577	95	28
SP 60-2-BB	MS 4000	4.0	1068	491	146		577	95	31
SP 60-2	MS 4000	5.5	1168	491	146		677	95	36
SP 60-3-A	MS 4000	7.5	1381	604	146		777	95	43
SP 60-2	MS 6000	5.5	1051	507	148	151	544	139.5	46
SP 60-3-A	MS 6000	7.5	1194	620	148	151	574	139.5	52
SP 60-3	MS 6000	9.2	1224	620	148	151	604	139.5	57
SP 60-4-AA	MS 6000	9.2	1337	733	148	151	604	139.5	60
SP 60-4	MS 6000	11	1367	733	148	151	634	139.5	63
SP 60-5	MS 6000	13	1510	846	148	151	664	139.5	68
SP 60-6-B	MS 6000	15	1658	959	148	151	699	139.5	74
SP 60-6	MS 6000	18.5	1713	959	148	151	754	139.5	80
SP 60-7	MS 6000	18.5	1826	1072	148	151	754	139.5	82
SP 60-8	MS 6000	22	1999	1185	148	151	814	139.5	91
SP 60-9-B	MS 6000	22	2112	1298	148	151	814	139.5	93
SP 60-9	MS 6000	26	2172	1298	148	151	874	139.5	99
SP 60-10	MS 6000	26	2285	1411	148	151	874	139.5	101
SP 60-11	MS 6000	30	2468	1524	148	151	944	139.5	111
SP 60-12	MMS 6	37	2949	1637	150	153	1312	144	154
SP 60-13	MMS 6	37	3078	1766	150	153	1312	144	157
SP 60-14	MMS 6	37	3191	1879	150	153	1312	144	159
SP 60-15	MMS 8000	45	3291	2021	192	192	1270	192	223
SP 60-16	MMS 8000	45	3404	2134	192	192	1270	192	225
SP 60-17	MMS 8000	45	3737	2247	192	192	1490	192	268
SP 60-18	MMS 8000	55	3710	2360	192	192	1350	192	245
SP 60-19[3)]	MMS 8000	55	4070	2720	192	192	1350	192	272
SP 60-20[3)]	MMS 8000	55	4183	2833	192	192	1350	192	275
SP 60-21[3)]	MMS 8000	63	4436	2946	192	192	1490	192	304

[1)]Maximum diameter of pump with one motor cable.

[2)]Maximum diameter of pump with two motor cables.

[3)]SP 60-19 to SP 60-21 are mounted in sleeve for R4 connection. Pumps mounted in sleeve are only available in standard and N-versions.

SP 60-1 to SP 60-18 are also available in N- and R-versions. See page 6.

Other types of connection are possible by means of connecting pieces. See page 110.

Single-stage curves, axial thrust

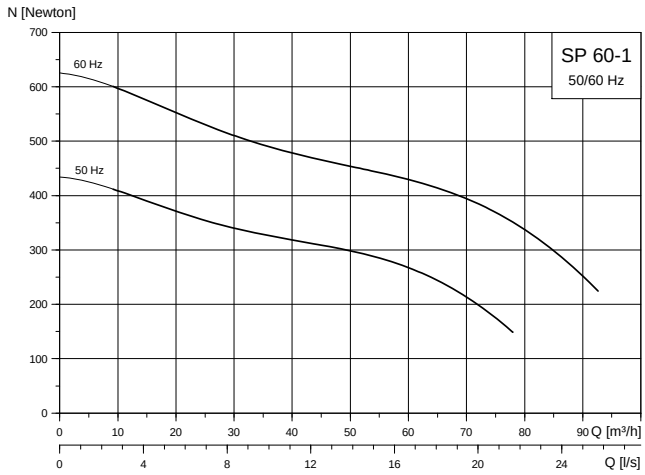

TM01 9012 1100

Power curves

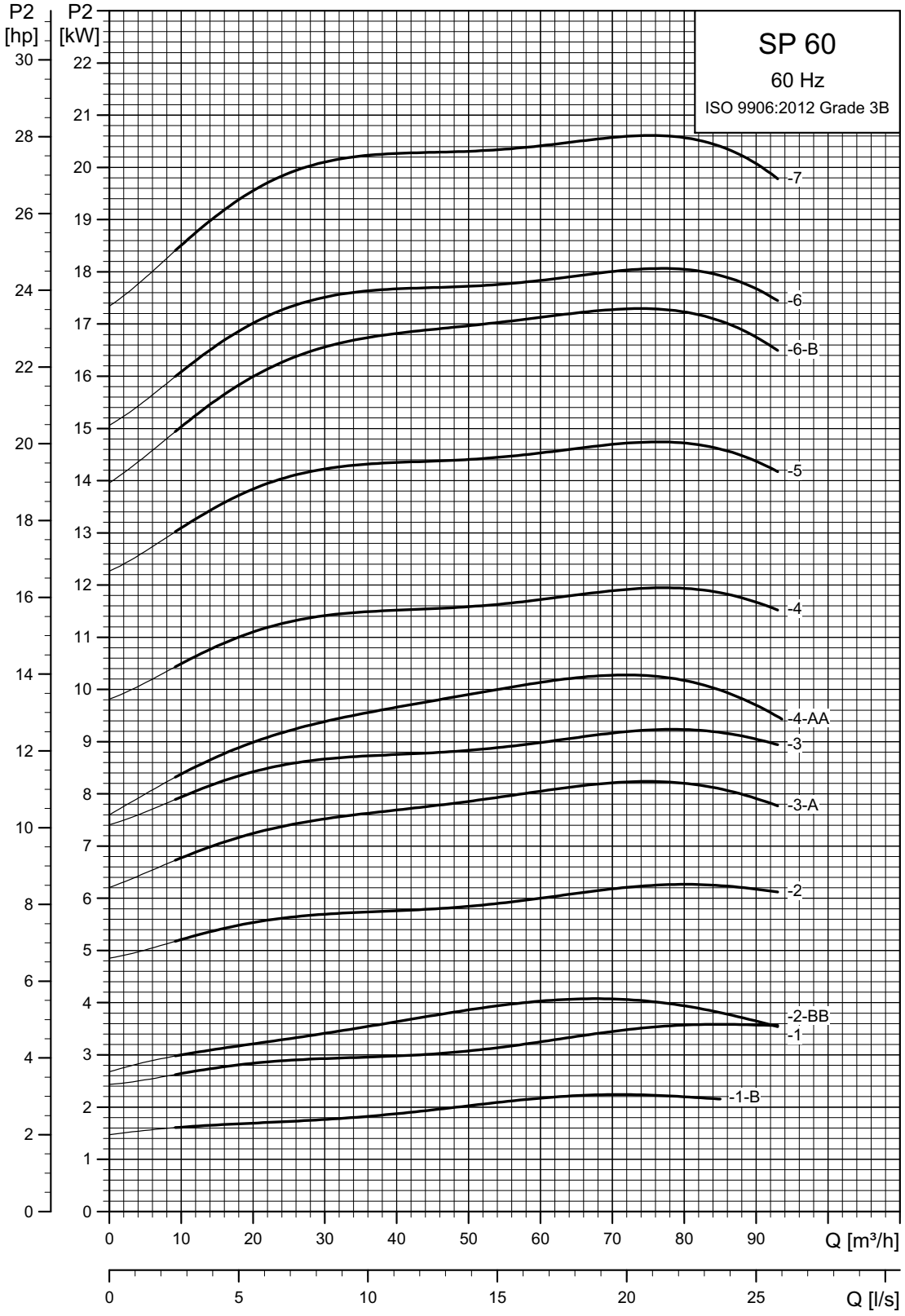

TM00 8054 1802

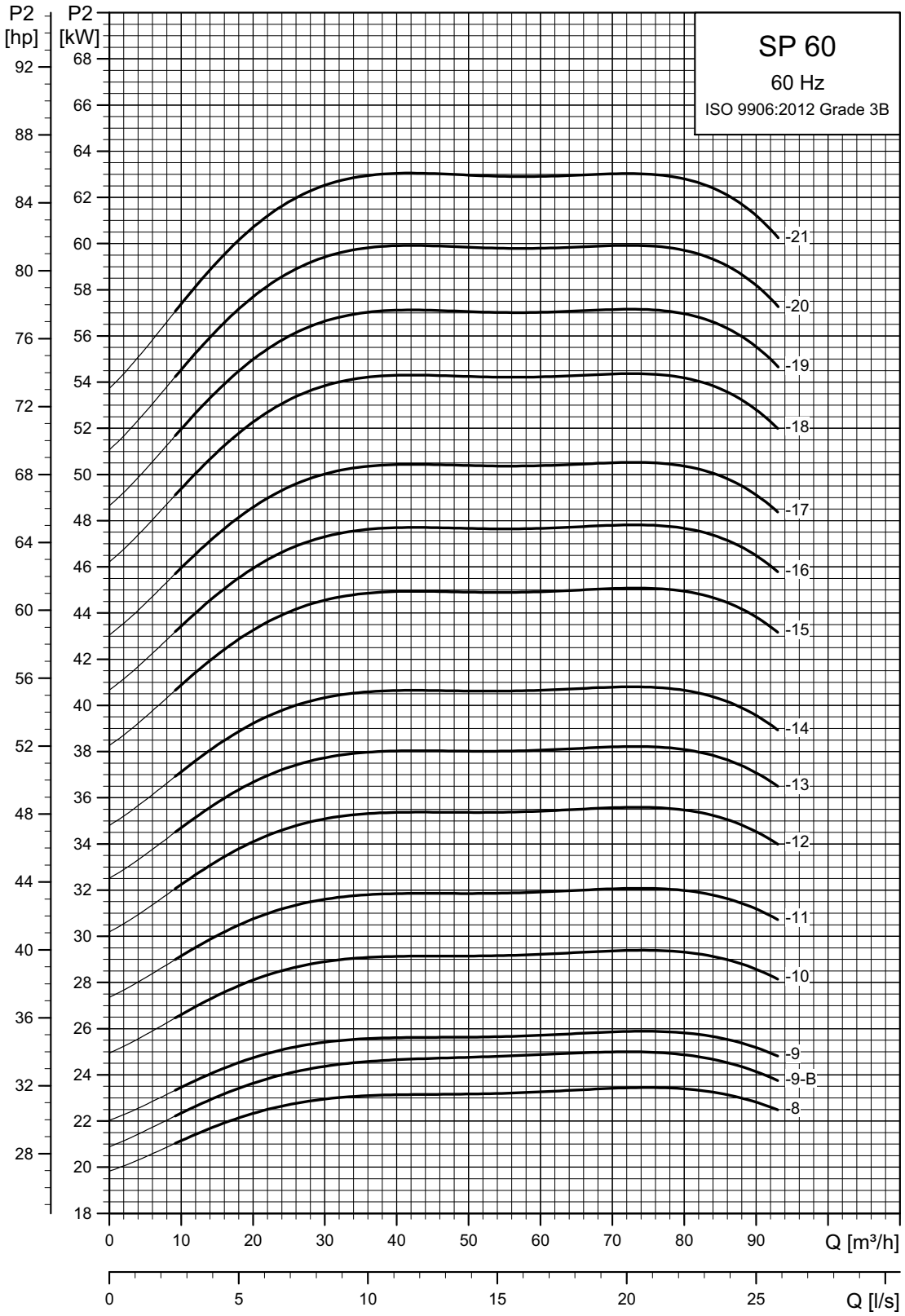

TM01 9246 1802