

**Saunders A type diaphragm valves**  
**Female screwed pipe connection (BSP)**  
**Natural Rubber or EPM membrane**  
**SG Iron body**



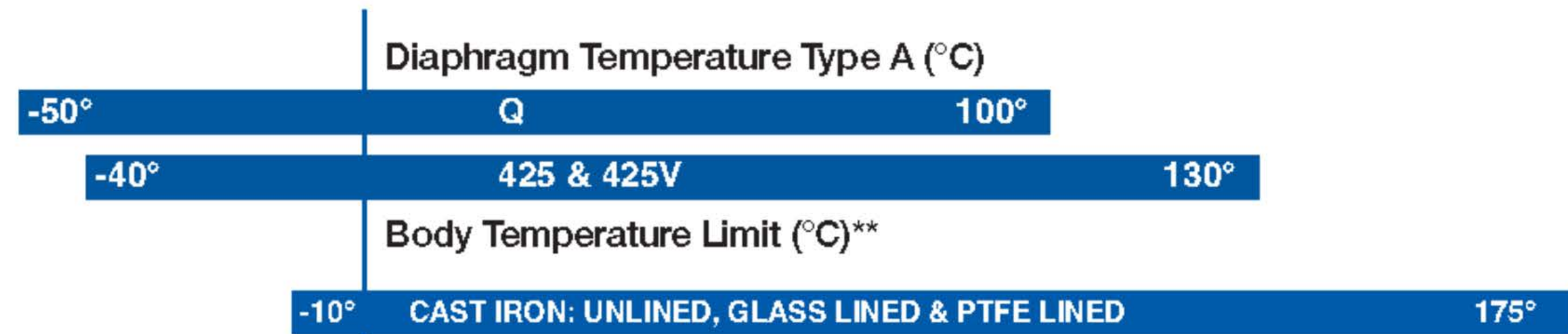
**Saunders A Type Diaphragm Valves**

Diaphragm Materials of Construction

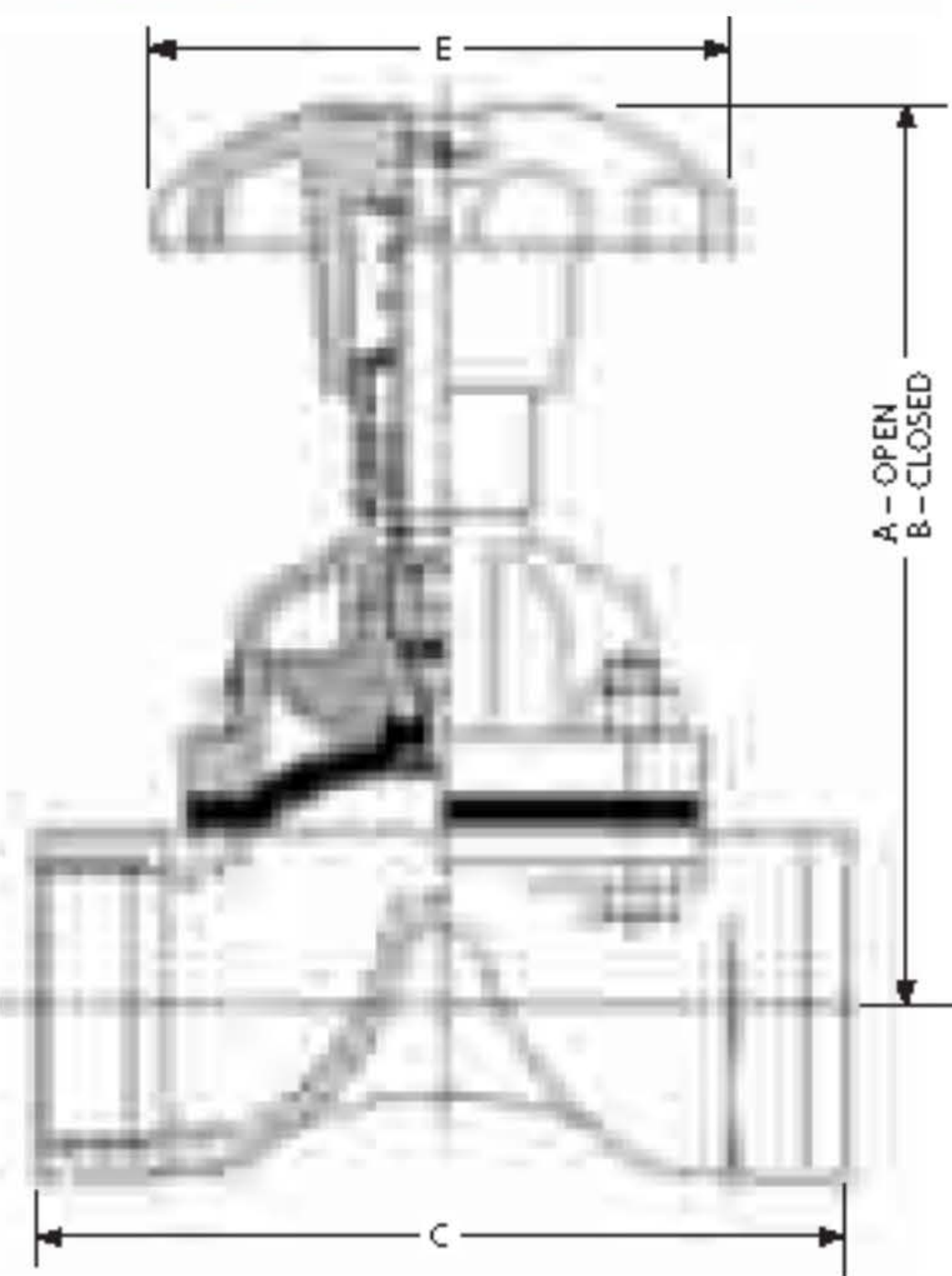
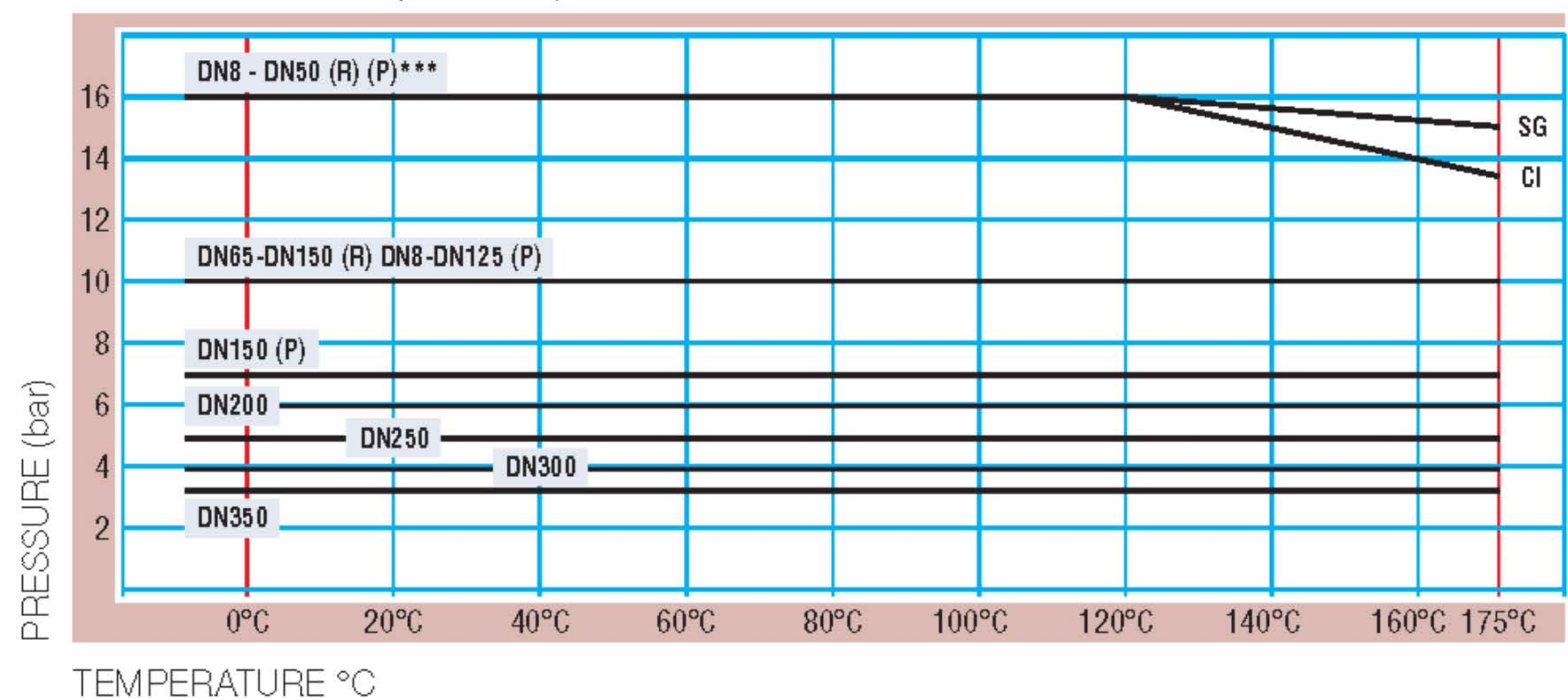
Grade	Elastomer type	General service and approvals
Q	Natural rubber polyisoprene/SBR, sulphur cured, black reinforced	Salts in water, dilute acids and alkalis, abrasives
425	Ethylene propylene (EPM) organic peroxide cured, black reinforced	Salts in water, acids and alkalis, ozone, intermittent steam, drinking water, FDA, USP, WRAS

**Diaphragm Performance**

Temperature and Pressure Relationship



A Type Valve Body (Cast Iron) Temperature/Pressure Relationship



Screwed DN8-DN50

Valve Diameter (DN)

	8	10	15	20	25	32	40	50
<b>A</b>	54	67	90	94	119	154	164	188
<b>B</b>	52	61	84	88	108	142	148	164
<b>C</b>	49	49	63.5	83	111	125	145	168
<b>Weight</b>	0.11	0.15	0.45	0.90	1.13	1.80	2.70	5.00

Screwed

**Flow Co-efficient of Valve Range Cv (Kv)**

% Open	DN 15		DN 20		DN 25		DN 32		DN 40		DN 50	
	Cv	Kv	Cv	Kv	Cv	Kv	Cv	Kv	Cv	Kv	Cv	Kv
100	5.50	4.71	11.50	9.86	17.60	15.09	27.50	23.57	43.00	36.86	80.00	68.61
90	5.28	4.53	11.03	9.45	16.29	13.96	26.39	22.61	41.28	35.40	76.80	65.86
80	5.06	4.33	10.57	9.06	16.19	13.88	25.29	21.68	39.56	33.91	73.59	63.11
70	4.83	4.14	10.12	8.67	15.48	13.26	24.20	20.74	37.84	32.43	70.40	60.37
60	4.61	3.95	9.66	8.28	14.78	12.67	23.09	19.79	36.11	30.95	67.19	57.62
50	3.84	3.29	8.05	6.90	12.32	10.56	19.25	16.50	30.10	25.81	56.00	48.03
40	3.08	2.62	6.43	5.51	9.85	8.44	15.39	13.19	24.07	20.63	44.79	38.39
30	2.30	1.97	4.83	4.14	7.39	6.33	11.54	9.89	18.05	15.47	33.59	28.79
20	1.54	1.32	3.21	2.75	4.92	4.22	7.69	6.59	12.03	10.31	22.39	19.19
10	0.77	0.66	1.60	1.37	2.46	2.11	3.84	3.29	6.01	5.15	11.19	9.60
0	0	0	0	0	0	0	0	0	0	0	0	0